



NATIVE PLANT LIST



Portland Water District


☽ ~Part Sun, Moist to Wet Soil~ 💧

Although this is not an exhaustive list, the following native plants are carried at local nurseries. If a particular plant is not available at your nursery, ASK for it by name. The more demand there is for native plants, the more likely a nursery is to carry it. Additionally, nursery staff may be able to recommend a suitable, NON-INVASIVE substitute.

- ☀ **Full Sun** – more than 5 hours of direct sun a day
- ☽ **Part-Sun** – 2 to 5 hours of direct sun or full day of dappled sun a day
- ⦿ **Full Shade** – less than 2 hours of direct sun a day

SMALL SHRUBS (<6')

Bog Rosemary (*Andromeda polifolia*) Grows from 6 to 30 inches high with a spread of 3 feet. Leaves are narrow, evergreen and leathery with a blue-green color. Some resemblance to the culinary herb. Typically found in northern bogs and marshes. Flowers are small, pink, and bell-shaped. Grows best in very moist, acidic soil in cooler climates. Zones 2-6.



Buttonbush (*Cephalanthus occidentalis*) – Grows 6 to 10 feet with a similar spread. Darkish-green, glossy leaves. Large, showy, spherical flower heads (pom-poms) in summer, followed by spherical fruits that persist into winter. Sun to part-sun. Wet soil. Grows in up to 3 feet of water. Flood tolerant. Found along lakes and streams. Zones 4-11.

Summersweet (*Clethra alnifolia*) Also called Hummingbird Clethra or Sweet Pepperbush. Grows 3 to 8 feet high with a 4 to 6 foot spread. Attractive, deep-green foliage and very fragrant, white or pink flowers in summer. Sun to shade. Moist to wet soil. Zones 4-8.



Sheep Laurel/Lambkill (*Kalmia angustifolia*) Grows from 1 to 3 feet high with a greater spread. Grows best in moist, organic, cool, acidic soils but can tolerate a variety of soil types. Prefers full sun to partial shade. Bright pink flowers bloom in early summer. As the name suggests it is poisonous to livestock. Zones 1-6.

Labrador Tea (*Ledum groenlandicum*) Grows to approximately 3 feet high with a spread of 3 feet. Typically found growing in bogs and swamps. Clusters of white flowers bloom in the spring. Grows best with full sun to partial shade. Prefers a wet, acid soil. Leaves are evergreen with a silvery underside. Zones 2-5.



Rhodora (*Rhododendron canadense*) Grows from 1 to 3 feet high with a similar spread. Typically found near bogs and marshy areas. Grows best in wet, acidic soils with full sun to partial shade. Bright pink/purple flowers bloom in spring. Very hardy. Zones 2-6.

Meadow Rose (*Rosa blanda*) Grows from 3 to 4 feet high and spreads easily. Grows best in rich soil with medium moisture and full sun or light shade. Showy, attractive flowers are white to pink in color. Stems only have very small prickles at base of stem. Often called the “thornless rose”. Zones 3-7.





Snowberry (*Symphoricarpos alba*) Grows 3 to 6 feet high with similar spread. Spreads by suckering so will form thickets, if allowed. Good for erosion control. Blue-green foliage, pink spring flowers and ornamental, white berries in fall. Rapid growth. Sun to part-sun. Moist to dry soil. Adaptable to a variety of soil conditions. Good for birds. Zones 3-7.

Canadian Yew (*Taxus canadensis*) Grows from 1 to 6 feet high with branches spreading to 6 feet. Grows best in moist, loamy, alkaline, well-drained soils. Prefers partial to full shade. A popular food for moose and deer. Tolerant of the cold. Zones 2-6.



Mapleleaf Viburnum (*Viburnum acerifolium*) Grows from 4 to 6 feet high with an equal spread. Grows best in well-drained, mildly acidic soil with average moisture but can tolerate drier soils. Prefers shade to partial sun. Similar to other viburnums, a cluster of small white flowers gives way to dark blue/black fruits that are enjoyed by birds and other wildlife. *Mapleleaf Viburnum* is susceptible to attack from the *Viburnum Leaf Beetle*. Check with your local nursery to see if the Beetle is a problem in your area. Zones 4-8.

Highbush Blueberry (*Vaccinium corymbosum*) Grows from 6 to 8 feet in height with a spread of 8 to 12 feet. Typically found near bogs and marshes. Prefers moist, well-drained, acidic soil. Sun to partial shade. White bell-shaped flowers bloom in the spring and are followed by edible dark blue berries. Leaves turn red in the fall. Berries are attractive to birds and other wildlife. Zones 5-7.



TALL SHRUBS (>6')



Downy Serviceberry (*Amelanchier arborea*) Grows from 10 to 25 feet high with a spread of 12 feet. Sun to part sun. Prefers rich loamy soil but will grow well in clay or any soil that has moderate moisture. White showy flowers bloom in early to mid spring and turn into dark red to purple edible berries. Zones 4-9.

Shadblow Serviceberry (*Amelanchier canadensis*) Grows from 25 to 30 feet high with a spread of 15 to 20 feet. Grows best in medium wet, well-drained soil but will tolerate a wide range. Prefers partial shade to full sun. Clusters of white flowers are followed by edible red/purple berries in late summer. Zones 4-8.




Allegheny Serviceberry (*Amelanchier laevis*) Grows to approximately 25 feet high with a spread of 20 feet. Grows in shade and partial shade and prefers moist soils. A hardy serviceberry species that will tolerate more moisture and light than some other varieties. White flowers and purple/black edible berries are typical. Zones 4-8.

Black Chokeberry (*Aronia melanocarpa*) Can grow up to 8 feet high with a spread of 8 feet. Grows best in moist, well-drained, acidic soils but will tolerate drier sandy soils or wet clay ones. Very good for soil stabilization. Prefers full to partial sun. White flowers bloom in the spring with black berries appearing in the fall and lasting through the winter. Zones 3-8.




Gray Dogwood (*Cornus racemosa*) Grows to 10 feet high with a spread of 10 to 15 feet. Can form thickets. Tolerant of a wide range of soils and city air pollution. Grows best in medium wet soil with full sun to partial shade. Small white clusters of flowers bloom in late spring. Zones 3-8.

Redosier Dogwood (*Cornus sericea*) Grows from 6 to 9 feet high with a spread of 8 to 12 feet. Grows best in rich medium to wet soil. Typically found in bogs or swamps and will tolerate a wide range of soils. Young branches are bright red. Small white clusters of flowers bloom in late spring and are followed by fall fruits which are attractive to birds. Prefers full sun to part shade. Zones 2-7.



Common Witchhazel (*Hamamelis virginiana*) Grows 10 to 15 feet high with an equal spread. Prefers moist, acidic soil and grows best with full sun to partial shade. Small clumps of yellow flowers with narrow petals bloom in early fall and have a pleasing fragrance. Zones 3-8.

Winterberry (*Ilex verticillata*) Grows 6 to 10 feet high with a similar spread. Grows best in moist well-drained soils but will tolerate wet, swampy areas. Prefers full sun to partial shade. Bright red attractive fruits are produced and last through the winter. Male and female plants are needed to produce berries. Zones 3-9.



Northern Bayberry (*Myrica pennsylvanica*) Typically grows from 5 to 6 feet high but can reach 10 feet. Spreads easily and forms colonies. Often found in coastal areas. Foliage is semievergreen and aromatic. Will grow well in dry, infertile, sandy, acidic soils. Grows best in full sun but will tolerate partial shade. Zones 2-6.

Chokecherry (*Prunus virginiana*) Grows from 25 to 30 feet tall with a spread of 20 feet. Grows best in moist soil but will tolerate drier conditions. Partial to full sun. White flowers bloom in the spring and are followed by bright red berries. Flowers have a strong sweet fragrance. The fruit has an astringent taste but does attract birds. Zones 2-6.



Witherod (*Viburnum cassinoides*) Also called Wild Raisin. Grows 6 to 10 feet with a lesser spread. A slender, upright shrub with glossy, green leaves. Round clusters of feathery, white to pink flowers in late spring and whitish fruit turning blue-black in the fall. Red fall color. Sun to shade. Moist to wet soil but tolerates drier conditions. Found in damp clearings, swamps and moist thickets. Good for birds. Witherod is *susceptible to attack from the Viburnum Leaf Beetle. Check with your local nursery to see if it is a problem in your area.* Zones 3-8.



Nannyberry (*Viburnum lentago*) Grows from 14 to 16 feet with a spread of 6 to 12 feet. Grows well in medium wet to average soil but is tolerant of drier soils. Prefers full sun to partial shade. Clusters of white flowers give way to blue/black berry like fruit. Supposedly the fruit is particularly attractive to nanny goats, hence its common name. *Susceptible to attack from the Viburnum Leaf Beetle. Check with your local nursery to see if it is a problem in your area.* Zones 2-8.



TREES



Balsam Fir (*Abies balsamea*) Grow up to 50 feet high and 20 feet wide. Narrow, pyramidal tree; typical Christmas tree shape. Needles are short, dark green, and blunt. Small, light brown cones. Sun to shade. Moist to wet soils. Zones 3-5.

Yellow Birch (*Betula alleghaniensis*) Can grow up to 80 feet with a 50 foot spread. Attractive golden, peeling bark on older specimens. Leaves are alternate, 3-5 inches long, turning yellow in fall. Part-sun to shade. Moist soil. Found near streams. Zones 3-7.





Green Ash (*Fraxinus pennsylvanica*) Grows to 60 feet. Rapid growth. Rounded crown. Five to nine leaflets on each compound leaf turns bright yellow in fall. Bark has narrow, interlacing ridges. Dry to wet soils. Sun to part sun. Zones 3-9.

Swamp White Oak (*Quercus bicolor*) Grows to 60 feet with a similar spread. Produces many acorns. Leaves irregularly lobed, about 6 inches long, shiny, dark green above and light below. Bark on large trees ridged and furrowed. Moist to wet soil. Tolerates swampy, poorly-drained conditions. Sun to part sun. Zones 4-8.



White Cedar (*Thuja occidentalis*) Also called Arborvitae. Grows to 60 feet and 25 feet across. A dense tree with flat, green aromatic foliage. Often sheered and shaped for landscaping purposes, but has an attractive shape on its own. Sun to part sun. Moist soil best, tolerates flooding and occasional drought. Found in wet soils and swampy areas. Zone 3.



Hemlock (*Tsuga canadensis*) Can grow up to 80 feet with a 30 foot spread in ideal conditions. Large, irregular, pyramidal tree. Small, deep-green needles with a loose, feathery appearance. Small, interesting cones. Also available in dwarf forms. Sun to shade. Does best in cool, moist, well-drained soil. Tolerates shade and some flooding. Zones 3-7.




VINES AND GROUNDCOVERS



Bearberry (*Arctostaphylos uva-ursi*) Grows from 4 to 6 inches with a spread of 3 feet. Spreads easily to form a mat. Grows best in moist, well-drained, rich, acidic soil. Full sun to partial shade. Light pink, cup-shaped flowers give way to a bright red berry in the fall. It is a useful in preventing erosion and is commonly planted along banks. Zones 2-6.

Bunchberry (*Cornus canadensis*) Grows to approximately 6 inches in height and spreads easily. Favors moist, rich, acidic soils. Grows best in partial to full shade. Larger white bracts surround small green flowers. A red berry is produced in the fall is attractive to birds. Zones 2-6.



Woodbine/Virginia Creeper (*Parthenocissus quinquefolia*) A climbing vine that can reach heights of up to 40 feet. Grows easily. Will tolerate a range of soil types and a variety of light conditions (except for complete shade). Drought tolerant. Small white flowers in spring. Foliage turns bright red in the fall and small purple berries are produced. When not in a position to climb it is an excellent ground cover and will put down more roots. Zones 3-9.

Lowbush Blueberry (*Vaccinium angustifolium*) Grows from 2 to 24 inches and spreads to form colonies. Prefers an acidic, well-drained soil that has previously been untilled. A popular ground cover. Blueberries are attractive to wildlife and humans. Grows well in partial shade to full sun. Zones 2-6.



Lingonberry (*Vaccinium vitis-idaea*) Also called Crowberry or Mountain Cranberry. Grows to 7 inches and spreads. Small, glossy-green, leathery foliage and small pink or white flowers, followed by small, red fruit, sour but edible. Found in bogs and wet or dry, rocky, mossy slopes. Sun to shade. Dry to moist, well-drained soil. Zones 2-6.

PERENNIALS

Columbine (*Aquilegia canadensis*) Grows from 2 to 3 feet high with a spread of 1 to 1½ feet. Flowers are light pink with yellow to blood red with yellow and bell shaped. Full sun to part shade. Prefers medium wet, well-drained soil but will tolerate a wide range as long as drainage is adequate. Flowers are attractive to hummingbirds. Zones 3-8.



Goats Beard (*Aruncus dioicus*) Grows from 4 to 6 feet high with a spread of 2 to 4 feet. Typically bushy and tends to form clumps. Small white flowers are clustered in plumes which extend above the foliage. Blooms occur in early to mid summer. Full sun to part shade. Prefers, medium wet to wet, well-drained soil. Zones 4-8.

Marsh Marigold (*Caltha palustris*) Grows from 8 inches to 2 feet high with a spread of approximately 1 foot. Typically found in swamps and marshes and is recommended for planting along stream banks, in bog gardens and near ponds. Bright yellow flowers bloom in late spring to early summer. Prefers wet organic soils and partial to full sun. Zones 1-8.




Turtlehead (*Chelone glabra*) Grows to a height of 2 to 3 feet with a spread of 1½ to 2½ feet. Flowers are white with a pinkish tinge and are similar to snapdragons. Prefers a rich, moist to wet, organic soil with partial shade. Zones 3 to 9.

Joe Pye Weed (*Eupatorium maculatum*) Grows from 4 to 5 feet high with a spread of 1.5 to 2 feet. Found naturally growing in damp meadows. Light pink flowers bloom from mid summer to early fall and are attractive to butterflies. Prefers average to wet soil with full sun. Zones 4-8.



Boneset (*Eupatorium perfoliatum*) Grows 4 to 6 feet high with a spread of 3 to 4 feet. Clusters of small, white flowers bloom in late summer. Leaves are lance shaped and have hairy stems. Full sun to part shade. Prefers medium wet to wet soil and will tolerate sand and clay soils with adequate moisture. Found in swamps and on streambanks. Zones 4-8.

Blue Flag Iris (*Iris versicolor*) Grows from 1 to 3 feet with a spread of 6 to 12 feet. Leaves are sword shaped and can be up to 3 feet long. Flowers are usually blue-violet but can be lavender, or red-violet. Full sun to partial shade. Prefers moist to wet, organic, slightly acidic soils. Can tolerate growing in up to 6 inches of standing water. Grows well near bogs and ponds. Zones 3-9.



Cardinal Flower (*Lobelia cardinalis*) Grows from 2 to 4 feet high with a spread of 1 to 2 feet. Bright red flowers are tubular and bloom in late summer. Lance-shaped leaves are finely toothed and approximately 4 inches long. Full sun to partial shade. Prefers medium wet to wet, rich, organic soil. Found near streams and swamps and in low wooded areas. Attractive to hummingbirds. Zones 3-9.

Bee Balm (*Monarda didyma*) Grows from 2 to 3 feet high with a 1 to 2 foot spread. Spreads easily. Leaves are toothed and have a minty fragrance. Blooms can be purple, red, or pink. Full sun to partial shade. Prefers medium wet to wet, moisture retentive, organic soil. Attractive to hummingbirds, butterflies, and bees. Zones 4-9.





Black-eyed Susan (*Rudbeckia hirta*) Grows from 2 to 3 feet high with a spread of 1 to 2 feet. Leaves are rough, hairy, and lance shaped. Flowers are yellow to orange-yellow with a dark brown center. Full sun to part shade. Prefers dry to medium wet, well-drained soil but is tolerant of heat, drought and a wide range of soils. Low maintenance. Zones 3-9.

Bloodroot (*Sanguinaria canadensis*) Grows from 6 to 12 inches high and is usually found in colonies. Part sun to shade. Leaves and root contain an orange/red juice that is poisonous. Flowers in early spring. Grows best in part sun to shade and leaf litter.



Tall Meadow Rue (*Thalictrum polygamum*) Grows from 3 to 8 feet high. Typically found in swampy areas and near water bodies. Small white inflorescences bloom in mid summer. Often recommended for the back border of gardens due to its large size. Prefers average to moist soil with light shade to full sun. Zones 3-8.

Appalachian Barren Strawberry (*Waldsteinia fragarioides*) Grows from 3 to 8 inches high with a ½ to 1 foot spread. A low, mat-forming, strawberry-like plant with evergreen, basal leaves and several yellow flowers on a leafless stalk. Fruit is not fleshy or edible. Sun to shade. Prefers medium wet, well-drained, organic, slightly acidic soil, but tolerates a wide range. Flowers from April to June. Zones 3-9.



USEFUL LINKS:

The following publications can be found at: <http://extensionpubs.umext.maine.edu/>

University of Maine Cooperative Extension Bulletin #2502 “*Native Plants: A 2002 Maine Source List.*”

University of Maine Cooperative Extension Bulletin #2500 “*Gardening to Conserve Maine's Landscape: Plants to Use and Plants to Avoid.*”

University of Maine Cooperative Extension Bulletin #2701 “*Designing Your Landscape for Maine.*”

Part of the **Conservation Practices for Homeowners** Factsheet Series, available at:
Maine DEP (800.452.1942); <http://www.maine.gov/dep/blwq/docwatershed/materials.htm>
Portland Water District (207.774.5961); <http://www.pwd.org/news/publications.php>